



# City of San Bernardino Emergency Rental Assistance Program Statistics as of November 18, 2022



# Program Funding

The City has received a total of **\$21,059,515.66** in ERA funding from the U.S Department of Treasury and the California Department of Housing and Community Development.

| <u>Source</u>                        | <u>Amount Received</u>  |
|--------------------------------------|-------------------------|
| ERA 1 U.S Treasury                   | \$ 6,415,633.00         |
| ERA 1 Reallocated Funds U.S Treasury | \$ 352,383.14           |
| ERA 2 State Block Grant              | \$ 6,018,454.42         |
| <u>ERA 2 U.S Treasury</u>            | <u>\$ 8,273,045.10</u>  |
| <b>Total Received</b>                | <b>\$ 21,059,515.66</b> |



# Program Funding Timeline

| <u>DATE</u>    | <u>RECEIVED</u> | <u>TYPE</u>       | <u>SOURCE</u>                |
|----------------|-----------------|-------------------|------------------------------|
| February 2021  | \$ 6,415,633.00 | ERA1 Funds        | U.S. Department of Treasury  |
| August 2022    | \$ 171,371.52   | ERA1 Reallocated* | U.S. Department of Treasury. |
| October 2022   | \$ 181,011.62   | ERA1 Reallocated* | U.S. Department of Treasury. |
| November 2021  | \$ 2,407,381.77 | ERA2 State Block  | CA Housing & Community Dev.  |
| February 2022  | \$ 3,611,072.65 | ERA2 State Block  | CA Housing & Community Dev.  |
| September 2021 | \$ 3,309,218.00 | ERA2 Funds        | U.S. Department of Treasury. |
| June 2022      | \$ 2,481,913.53 | ERA2 Funds        | U.S. Department of Treasury  |
| September 2022 | \$ 2,481,913.57 | ERA2 Funds        | U.S. Department of Treasury  |

\*Reallocated Funds are funds that have been voluntarily or involuntarily returned to the grant program from participating jurisdictions.



# Program Statistics

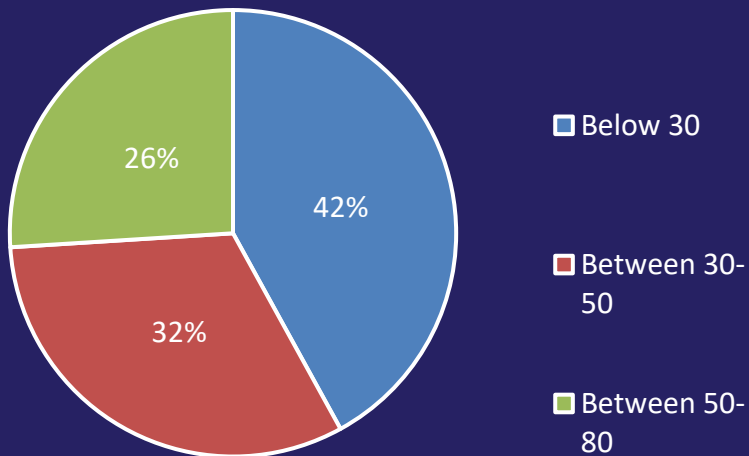
As of November 18, 2022:

- *Total Applications Processed*
  - 4,442
- *Total Households Assisted*
  - 1,637
- *Total Funded in Direct Assistance*
  - \$16,663,617.05
- *Total Received in Direct Assistance*
  - \$18,329,269.67
- *Average Assistance per Household*
  - \$10,179.30

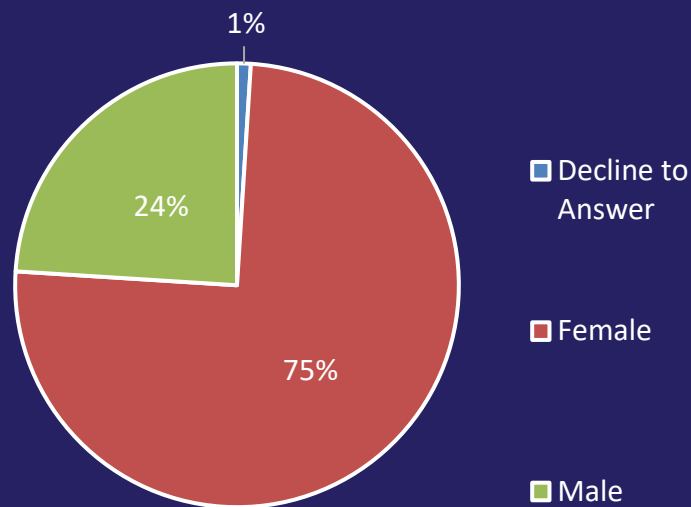


# Program Demographics

## AMI



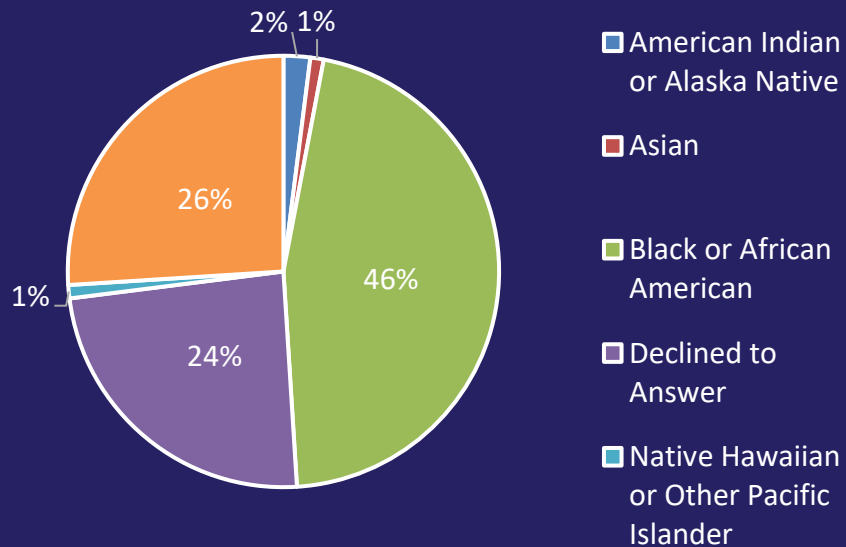
## Gender



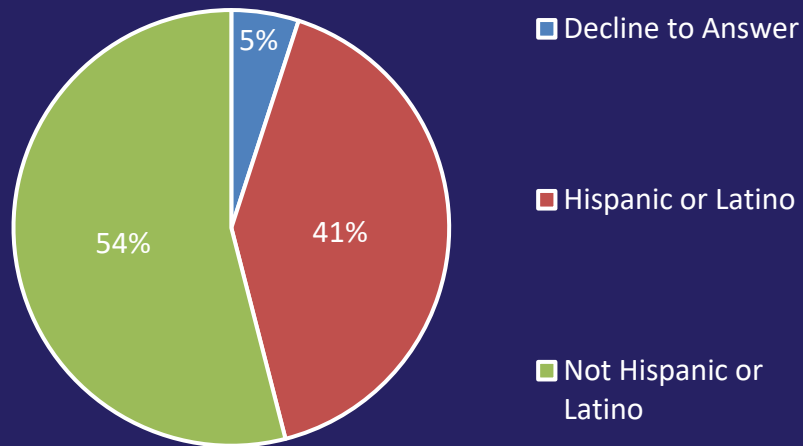


# Program Demographics

## Race



## Ethnicity

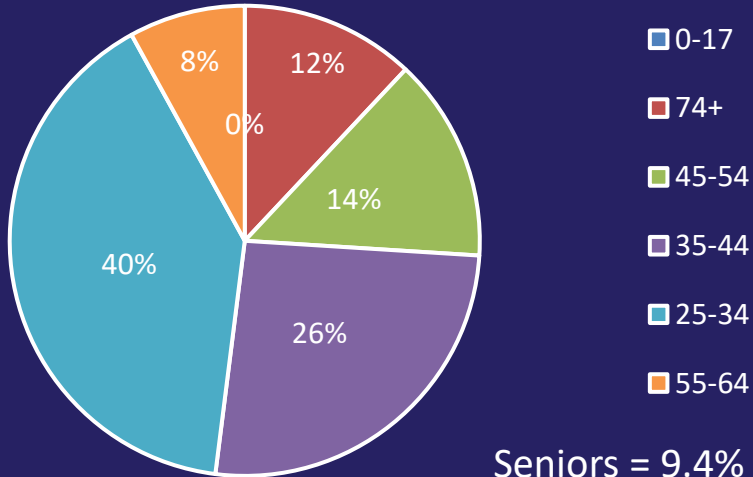






# Program Demographics

## Age of Applicant



## Household Members

